



Location: ACL1 - City Hall

Report on 24-hour TSP monitoring

Action Level ($\mu\text{g}/\text{m}^3$) - 163

Limit Level ($\mu\text{g}/\text{m}^3$) - 260

Date	Sampling Time	Weather Condition	Filter paper no.	Filter Weight, g		Elapse Time, hr		Sampling Time, hr	Flow Rate, m^3/min			Total Volume, m^3	TSP Level, $\mu\text{g}/\text{m}^3$
				Initial	Final	Initial	Final		Initial, Q_{si}	Final, Q_{sf}	Average		
4-Jul-14	8:00	Fine	009196	2.8592	2.9183	2955.17	2979.17	24.00	1.27	1.27	1.27	1834	32
10-Jul-14	8:00	Rainy	009179	2.8551	2.9065	2982.17	3006.17	24.00	1.28	1.28	1.28	1838	28
16-Jul-14	8:00	Rainy	009166	2.8609	2.9272	3009.17	3033.17	24.00	1.28	1.25	1.26	1820	36
22-Jul-14	8:00	Rainy	009164	2.8814	3.0660	3036.17	3060.17	24.00	1.28	1.27	1.27	1834	101
29-Jul-14	12:00	Fine	009434	2.8509	2.9390	3066.17	3090.17	24.00	1.28	1.28	1.28	1837	48

* Due to interruption of electricity supply, the 24hr TSP was rescheduled from and 28 July 2014 to 29 July 2014 respectively.

Report on 1-hour TSP monitoring

Action Level ($\mu\text{g}/\text{m}^3$) - 460

Limit Level ($\mu\text{g}/\text{m}^3$) - 500

Date	Sampling Time	Weather Condition	Filter paper no.	Filter Weight, g		Elapse Time, hr		Sampling Time, hr	Flow Rate, m^3/min			Total Volume, m^3	TSP Level, $\mu\text{g}/\text{m}^3$
				Initial	Final	Initial	Final		Initial, Q_{si}	Final, Q_{sf}	Average		
5-Jul-14	8:41	Rainy	009207	2.8526	2.8553	2979.17	2980.17	1.00	1.27	1.27	1.27	76	35
5-Jul-14	10:00	Rainy	009210	2.8483	2.8496	2980.17	2981.17	1.00	1.27	1.27	1.27	76	17
5-Jul-14	11:10	Rainy	009176	2.8435	2.8515	2981.17	2982.17	1.00	1.27	1.27	1.27	76	105
11-Jul-14	8:46	Rainy	009279	2.8394	2.8440	3006.17	3007.17	1.00	1.28	1.28	1.28	77	60
11-Jul-14	10:20	Rainy	009280	2.8330	2.8373	3007.17	3008.17	1.00	1.28	1.28	1.28	77	56
11-Jul-14	13:00	Rainy	009281	2.8461	2.8520	3008.17	3009.17	1.00	1.28	1.28	1.28	77	77
17-Jul-14	9:02	Rainy	009220	2.8339	2.8384	3033.17	3034.17	1.00	1.28	1.28	1.28	77	59
17-Jul-14	10:05	Rainy	009221	2.8502	2.8540	3034.17	3035.17	1.00	1.28	1.28	1.28	77	50
17-Jul-14	13:00	Rainy	009222	2.8511	2.8524	3035.17	3036.17	1.00	1.28	1.28	1.28	77	17
23-Jul-14	8:43	Fine	009441	2.8626	2.8695	3060.17	3061.17	1.00	1.27	1.27	1.27	76	90
23-Jul-14	9:48	Fine	009442	2.8558	2.8638	3061.17	3062.17	1.00	1.27	1.27	1.27	76	105
23-Jul-14	10:53	Fine	009443	2.8518	2.8603	3062.17	3063.17	1.00	1.27	1.27	1.27	76	111
29-Jul-14	8:36	Fine	009161	2.8495	2.8586	3063.17	3064.17	1.00	1.28	1.28	1.28	77	119
29-Jul-14	9:44	Fine	009162	2.8408	2.8502	3064.17	3065.17	1.00	1.28	1.28	1.28	77	123
29-Jul-14	10:52	Fine	009163	2.8474	2.8562	3065.17	3066.17	1.00	1.28	1.28	1.28	77	115



Location: ACL2a - Contractor HK/2012/08 Site office

Report on 24-hour TSP monitoring

Action Level ($\mu\text{g}/\text{m}^3$) - 187.3

Limit Level ($\mu\text{g}/\text{m}^3$) - 260

Date	Sampling Time	Weather Condition	Filter paper no.	Filter Weight, g		Elapse Time, hr		Sampling Time, hr	Flow Rate, m^3/min			Total Volume, m^3	TSP Level, $\mu\text{g}/\text{m}^3$
				Initial	Final	Initial	Final		Initial, Q_{si}	Final, Q_{sf}	Average		
4-Jul-14	8:00	Fine	009142	2.8556	2.9246	2087.84	2111.84	24.00	1.05	1.05	1.05	1513	46
10-Jul-14	8:00	Rainy	009284	2.8383	2.8998	2114.84	2138.84	24.00	1.10	1.10	1.10	1581	39
16-Jul-14	8:00	Rainy	009265	2.8500	2.9813	2141.84	2165.84	24.00	1.08	1.08	1.08	1550	85
22-Jul-14	8:00	Rainy	009124	2.8677	3.0183	2168.84	2192.84	24.00	1.10	1.09	1.10	1578	95
28-Jul-14	8:00	Fine	009406	2.8605	2.9991	2195.85	2219.85	24.00	1.05	1.05	1.05	1516	91

Report on 1-hour TSP monitoring

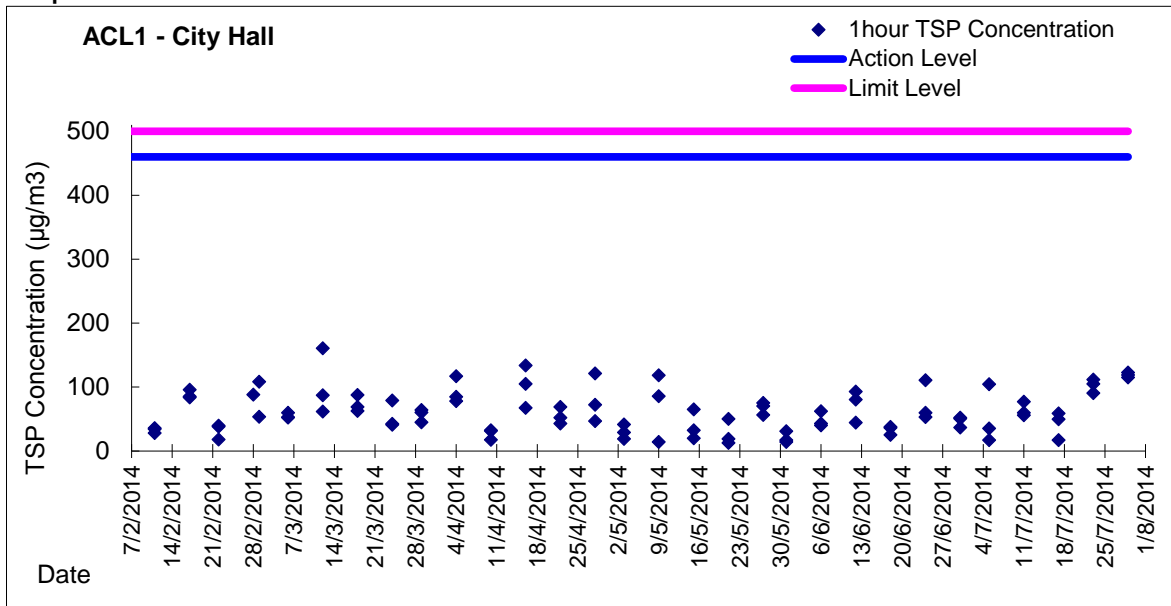
Action Level ($\mu\text{g}/\text{m}^3$) - 300.1

Limit Level ($\mu\text{g}/\text{m}^3$) - 500

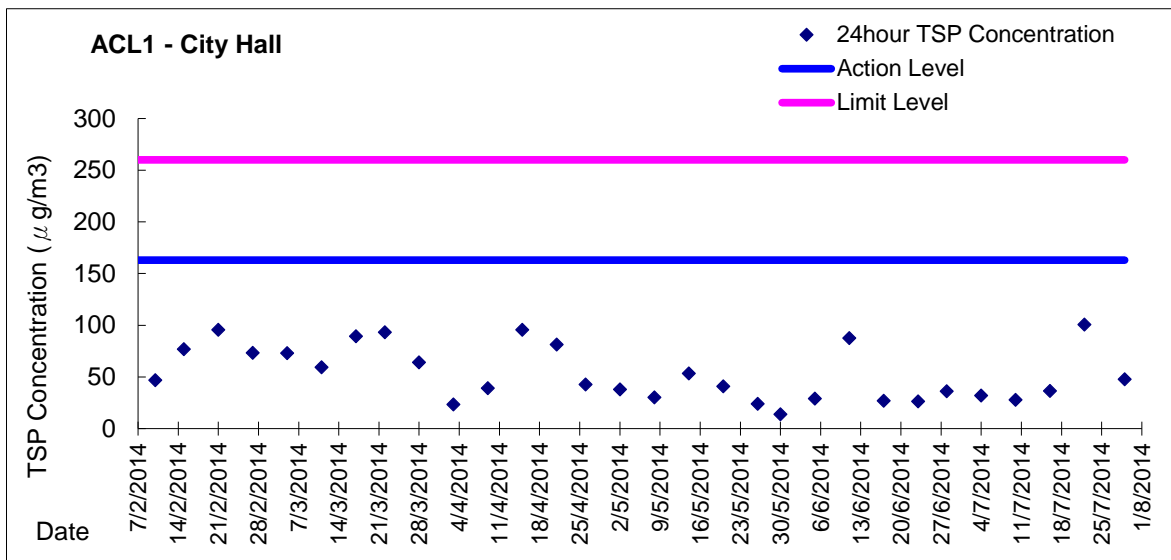
Date	Sampling Time	Weather Condition	Filter paper no.	Filter Weight, g		Elapse Time, hr		Sampling Time, hr	Flow Rate, m^3/min			Total Volume, m^3	TSP Level, $\mu\text{g}/\text{m}^3$
				Initial	Final	Initial	Final		Initial, Q_{si}	Final, Q_{sf}	Average		
5-Jul-14	8:44	Rainy	009172	2.8481	2.8562	2111.84	2112.84	1.00	1.05	1.05	1.05	63	128
5-Jul-14	9:48	Rainy	009173	2.8505	2.8584	2112.84	2113.84	1.00	1.05	1.05	1.05	63	125
5-Jul-14	10:52	Rainy	009174	2.8656	2.8731	2113.84	2114.84	1.00	1.05	1.05	1.05	63	119
11-Jul-14	9:19	Rainy	009181	2.8466	2.8548	2138.84	2139.84	1.00	1.03	1.03	1.03	62	133
11-Jul-14	10:45	Rainy	009184	2.8471	2.8505	2139.84	2140.84	1.00	1.05	1.05	1.05	63	54
11-Jul-14	13:00	Rainy	009187	2.8477	2.8519	2140.84	2141.84	1.00	1.10	1.10	1.10	66	64
17-Jul-14	9:35	Rainy	009115	2.8611	2.8735	2165.84	2166.84	1.00	1.10	1.10	1.10	66	188
17-Jul-14	10:40	Rainy	009118	2.8538	2.8630	2166.84	2167.84	1.00	1.01	1.01	1.01	60	152
17-Jul-14	13:00	Rainy	009121	2.8483	2.8570	2167.84	2168.84	1.00	1.10	1.10	1.10	66	132
23-Jul-14	9:35	Fine	009373	2.8556	2.8605	2192.84	2193.84	1.00	1.00	1.00	1.00	60	81
23-Jul-14	10:40	Fine	009377	2.8422	2.8497	2193.84	2194.84	1.00	1.09	1.09	1.09	66	114
23-Jul-14	13:00	Fine	009379	2.8711	2.8760	2194.84	2195.84	1.00	1.00	1.00	1.00	60	81
29-Jul-14	13:00	Fine	009347	2.8572	2.8682	2219.85	2220.85	1.00	1.05	1.05	1.05	63	174
29-Jul-14	14:09	Fine	009350	2.8507	2.8585	2220.85	2221.85	1.00	1.01	1.01	1.01	60	129
29-Jul-14	15:17	Fine	009353	2.8625	2.8754	2221.85	2222.85	1.00	1.10	1.10	1.10	66	196



Graphic Presentation of 1 hour TSP Result

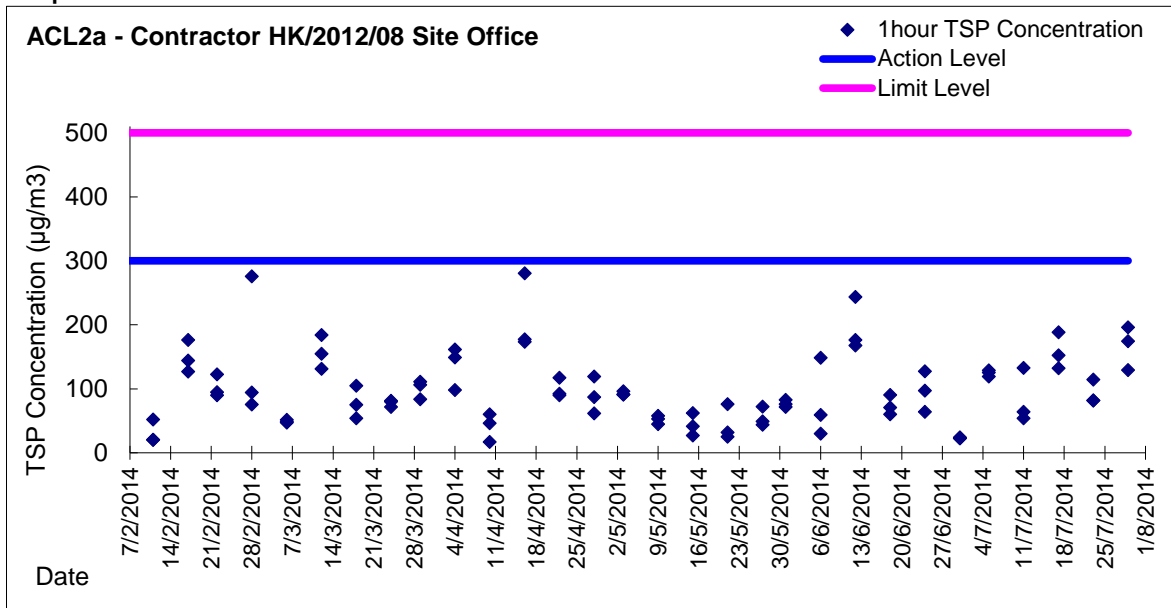


Graphic Presentation of 24 hour TSP Result





Graphic Presentation of 1 hour TSP Result



Graphic Presentation of 24 hour TSP Result

